



SPINNER® HOME BIKES

The Next Evolution of Spinning®, in Your Home
<https://spinning.eu/spin-bikes/>

TECHNOLOGY ICONS



31LB FLYWHEEL



FORE/AFT ADJUSTABLE BAR



SINGLE BAR BOTTLE HOLDER



36LB FLYWHEEL



FUSION DRIVE™



SPINTV™ SUBSCRIPTION



40LB FLYWHEEL



GARAGE DOOR



TABLET MOUNT



ALUMINUM SLIDERS



MICRO-ADJUSTABLE SADDLE



WEDGE POSTS



CHAIN DRIVE



OVAL TUBES



WELDED METAL GUSSETS



CO-MOLDED NO-RUST FEET



PLASTIC SWEAT GUARD



UMBRELLA DESIGN



DUAL SIDED SPD PEDALS



POWER COMPATIBLE



UMBRELLA RESISTANCE KNOB



DUAL BAR BOTTLE HOLDERS



Q FACTOR

HOME BIKES

LIFESTYLE SERIES

Big quality, small price: The Lifestyle Series employs all the best features of our Performance Series in our most affordable package for when you're ready to get into Spinning®. With lighter flywheels and body construction, these bikes are perfect for new or casual riders on a budget who are looking for a fast, fun way to get into shape and bring the excitement of Spinning® classes home.



Wider saddle for comfort for all riders



Powder-coated frame to protect against sweat and prevent rust



New, larger handlebar diameter for superior grip and comfort



Perimeter-weighted flywheel that delivers the feel of a real road bike



SPINNER® L9

Lifestyle Series

The top model in the Lifestyle Series, the L9 has a Fusion Drive™ Belt System made with aramid fibers for strength and flexibility to deliver a smooth, silent, and virtually maintenance-free ride. That, plus maximum adjustability on the seat and handlebars, dual water bottles holders, and a rust- and sweat-free frame, make this the best bike for the best deal.

ITEM NUMBER: 10-006

OVERALL DIMENSIONS:


18" W × 48" L × 42" H (45.7 × 121.9 × 106.7 CM)

OVERALL WEIGHT: **100 LB. (45.3 KG)**

FLYWHEEL WEIGHT: **36 lb. (16.3 kg),**
perimeter-weighted

COLOR: **Titanium Metallic**

WARRANTY: **1 year, no labor**



FEATURES

- Fusion Drive™ Belt System made with aramid fibers for strength and flexibility delivers a smooth, silent, and virtually maintenance-free ride.
- 36-pound (16.3 kg) perimeter-weighted flywheel and drivetrain that provide the authentic road bike feel that Spinning® pioneered 25 years ago.
- "Umbrella"-style resistance knob protects the internal mechanical components from sweat while providing optimal contours for precise adjustments.
- Felt brake pad for smooth resistance.
- Fore/aft incremental adjustment on seat and micro-adjustment on handlebars provides maximum comfort and a personalized fit.
- Dual water bottle holder
- Tablet Media Mount for interactive riding
- The dual-sided SPD®-compatible pedals enable riding with either cycling or athletic shoes.
- Wedge design handlebar post keeps the bars secure and solid while remaining easy to adjust.
- Easy-adjusting stabilizer feet make for simple in-home leveling and a safer ride.
- Contoured, translucent flywheel cover.
- 250-pound weight limit.



SPINNER® L7

Lifestyle Series

The L7 has a chain drive instead of a Fusion Drive™ Belt System, but features the dual water bottle holders on the handlebars and the fore/aft micro-adjustability and wedge handlebar post of the L9.

ITEM NUMBER: 10-007

OVERALL DIMENSIONS:

18" W × 48" L × 42" H (45.7 × 121.9 × 106.7 CM)

OVERALL WEIGHT: **100 LB. (45.3 KG)**

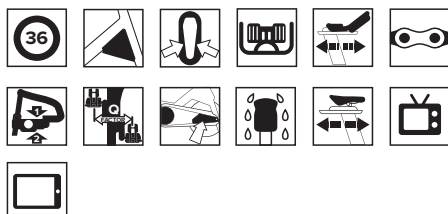
FLYWHEEL WEIGHT: **36 lb. (16.3 kg),**
perimeter-weighted

COLOR: **Black**

WARRANTY: **1 year, no labor**

FEATURES

- 36-pound (16.3 kg) perimeter-weighted flywheel and drivetrain that provide the authentic road bike feel that Spinning® pioneered 25 years ago.
- "Umbrella" style resistance knob protects the internal mechanical components from sweat while providing optimal contours for precise adjustments.
- Felt brake pad for smooth resistance.
- Fore/aft incremental adjustment on seat and micro-adjustability on handlebars provide maximum comfort and a personalized fit.
- Dual water bottle holder
- Tablet Media Mount for interactive riding
- Dual-sided SPD®-compatible pedals enable riding with either cycling or athletic shoes.
- Wedge design handlebar post keeps the bars secure and solid while remaining easy to adjust.
- Easy-adjusting stabilizer feet for simple in-home leveling and a safer ride.
- Contoured, translucent flywheel cover.
- 250-pound weight limit.





SPINNER® L5

Lifestyle Series

The L5 features a 36-lb (16.3 kg) perimeter-weighted flywheel and drivetrain, wedge design handlebar, dual water bottle holders on the handlebars, and fore/aft adjustment on the saddle.

ITEM NUMBER: 10-008

OVERALL DIMENSIONS:

18" W × 48" L × 42" H (45.7 × 121.9 × 106.7 CM)

OVERALL WEIGHT: **100 LB. (45.3 KG)**

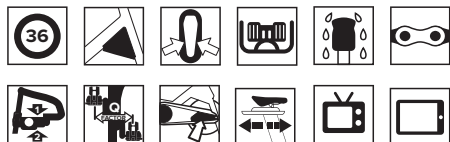
FLYWHEEL WEIGHT: **36 lb. (16.3 kg),
perimeter-weighted**

COLOR: **Black**

WARRANTY: **1 year, no labor**

FEATURES

- 36-pound (16.3 kg) perimeter-weighted flywheel and drivetrain provide the authentic road bike feel that Spinning® pioneered 25 years ago.
- "Umbrella" style resistance knob protects the internal mechanical components from sweat while providing optimal contours for precise adjustments.
- Felt brake pad for smooth resistance
- Fore/aft incremental adjustment on seat provides a personalized fit.
- Dual water bottle holder
- Tablet Media Mount for interactive riding
- The dual-sided SPD® compatible pedals enable riding with either cycling shoes or sneakers.
- The all-new wedge design handlebar post keeps the bars secure and solid while remaining easy to adjust.
- Easy-adjusting stabilizer feet for simple in-home leveling and a safer ride.
- Contoured, translucent flywheel cover.
- 250-pound weight limit.





SPINNER® L3

Lifestyle Series

The L3 maintains the rust- and sweat-resistant powder-coated steel frame of the L5, with a lighter 31-lb flywheel and a single water bottle holder on both the frame and the handlebars.

ITEM NUMBER: 10-042

OVERALL DIMENSIONS:

18" W x 48" L x 42" H (45.7 x 121.9 x 106.7 CM)

OVERALL WEIGHT: **96 LB. (43.9 KG)**

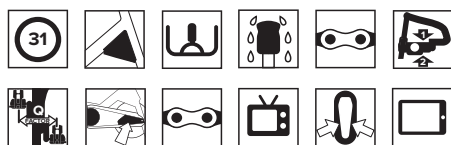
FLYWHEEL WEIGHT: **31 lb. (14 kg), perimeter-weighted**

COLOR: **Black**

WARRANTY: **1 year, no labor**

FEATURES

- 31-pound (14 kg) perimeter-weighted flywheel and drivetrain that provide the authentic road bike feel that Spinning® pioneered 25 years ago.
- "Umbrella" style resistance knob protects the internal mechanical components from sweat while providing optimal contours for precise adjustments.
- Felt brake pad for smooth resistance.
- Fore/aft incremental adjustment on seat provides a personalized fit.
- Dual water bottle holder
- Tablet Media Mount for interactive riding
- The dual-sided SPD®-compatible pedals enable riding with either cycling shoes or sneakers.
- Easy-adjusting stabilizer feet for simple in-home leveling and a safer ride.
- Contoured, translucent flywheel cover.
- 250-pound weight limit.





SPINNER® L1

Lifestyle Series

Big quality at a small price, the L1 is the beginning of our Lifestyle Series and the perfect way to get into Spinning®, featuring a 31-lb flywheel and drivetrain, and a water bottle holder that can be installed on the frame or handlebars.

ITEM NUMBER: 10-043

OVERALL DIMENSIONS:

18" W × 48" L × 42" H (45.7 × 121.9 × 106.7 CM)

OVERALL WEIGHT: **96 LB. (43.9 KG)**

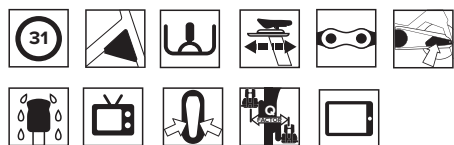
FLYWHEEL WEIGHT: **31 lb. (14 kg),**
perimeter-weighted)

COLOR: **Black**

WARRANTY: **1 year, no labor**

FEATURES

- 31-pound (14 kg) perimeter-weighted flywheel and drivetrain that provide the authentic road bike feel that Spinning® pioneered 25 years ago.
- "Umbrella" style resistance knob protects the internal mechanical components from sweat while providing optimal contours for precise adjustments.
- Felt brake pad for smooth resistance.
- Fore/aft incremental adjustment on seat provides a personalized fit.
- Dual water bottle holder
- Tablet Media Mount for interactive riding
- One-piece alloy pedals with toe cages for secure and easy foot placement.
- Easy-adjusting stabilizer feet for simple in-home leveling and a safer ride.
- Contoured, translucent flywheel cover.
- 250-pound weight limit.



LIFESTYLE SERIES

AT A GLANCE

FEATURES

- Rectangular frame tubes for strength, rigidity, and durability
- Contoured chain guard and integrated fenders for sweat resistance and easy cleaning
- 250-pound weight limit, and a wider saddle on all models to fit more riders

	L9	L7	L5	L3	L1
Perimeter-weighted flywheel	36 lb	36 lb	36 lb	31 lb	31 lb
Rust-resistant, powder-coated steel frame	•	•	•	•	•
Large diameter commercial-sized handlebars for a more comfortable grip	•	•	•	•	•
Incremental saddle fore/aft incremental adjustability	•	•	•	•	•
Narrow Q factor for improved comfort	•	•	•	•	•
Front-end transport wheels allow for easy portability	•	•	•	•	•
Easy-adjusting stabilizer feet for simple in-home leveling and a safer ride	•	•	•	•	•
250-pound weight limit	•	•	•	•	•
Wedge design handlebar post for secure fit	•	•	•	•	•
Dual-sided, SPD®-compatible pedals for riding with cycling shoes or athletic shoes	•	•	•	•	
Dual water bottle holders on handlebars	•	•	•	•	•
Fore/aft micro-adjustment on handlebars	•	•			
Fusion Drive™ Belt System	•				
Tablet Media Mount for interactive riding	•	•	•	•	•